

G.A.T.E.S. 2 EDUCATION

Our theme is WINTER!



DECEMBER


PRESCHOOL HOMEWORK

This homework book belongs to:



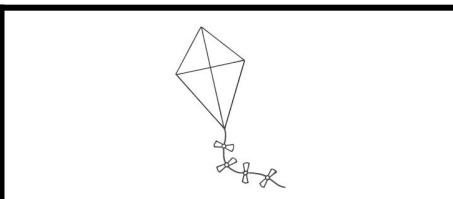

| | | | |
|-------|---|-------------|-------|
| J K L | 4 | Snowflakes! | White |
|-------|---|-------------|-------|

G.A.T.E.S. 2 EDUCATION

LOOK & Find : The Letter



Find the pictures and color them in. Cross off each picture below as you find it.

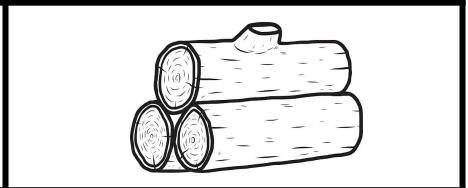
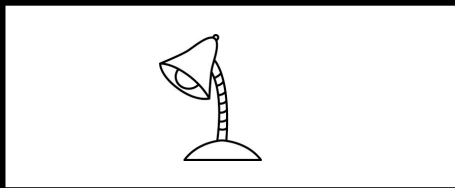





G.A.T.E.S. 2 EDUCATION

LOOK & Find : The Letter



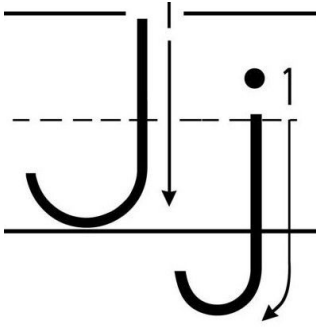
Find the pictures and color them in. Cross off each picture below as you find it.



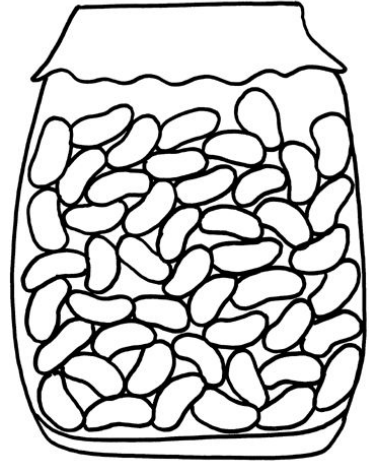
G.A.T.E.S. 2 EDUCATION

The Letter Jj

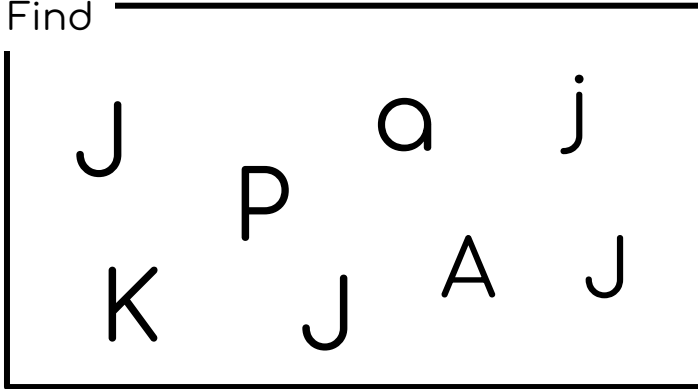
Trace it



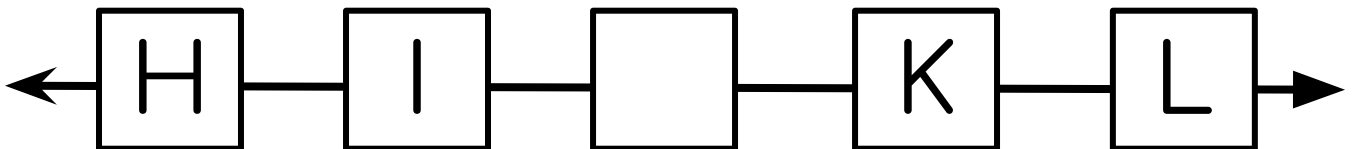

Color it



Find



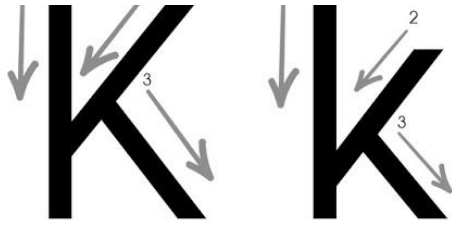
Jellybeans




G.A.T.E.S. 2 EDUCATION

The Letter Kk

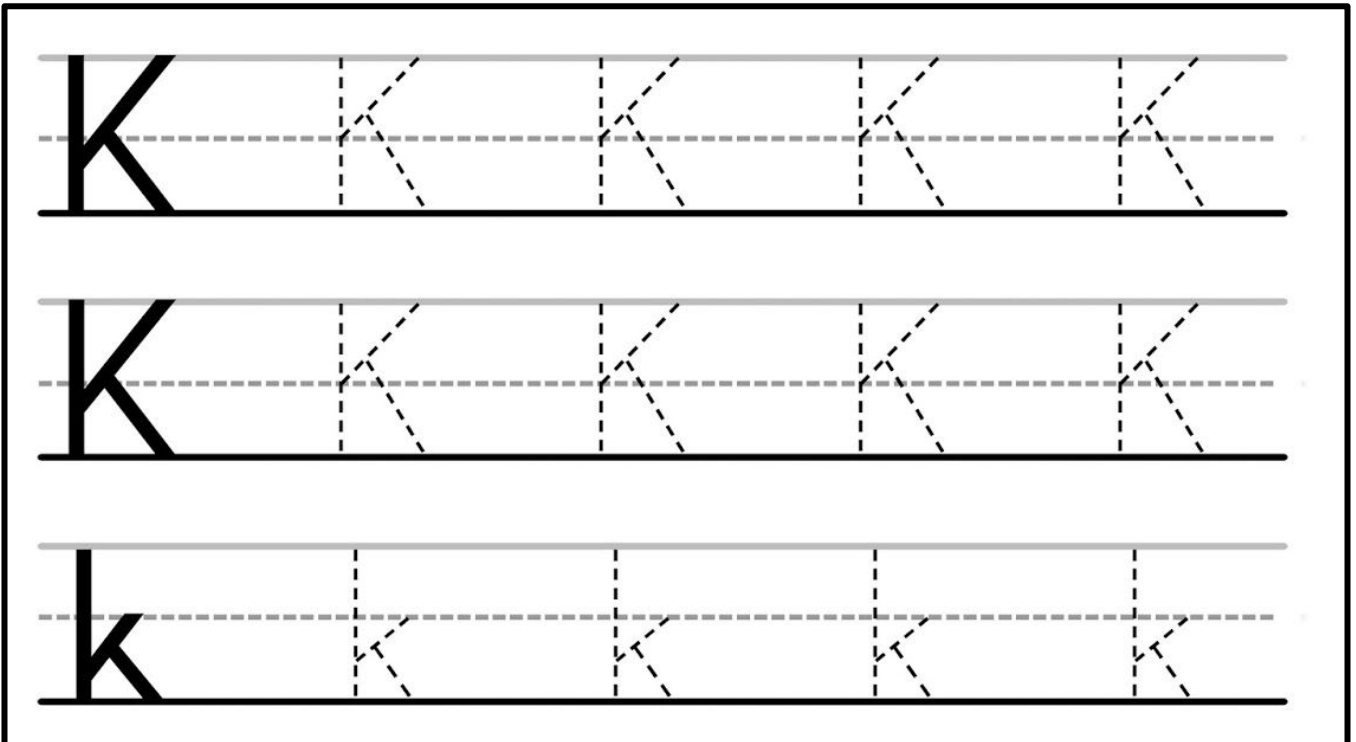
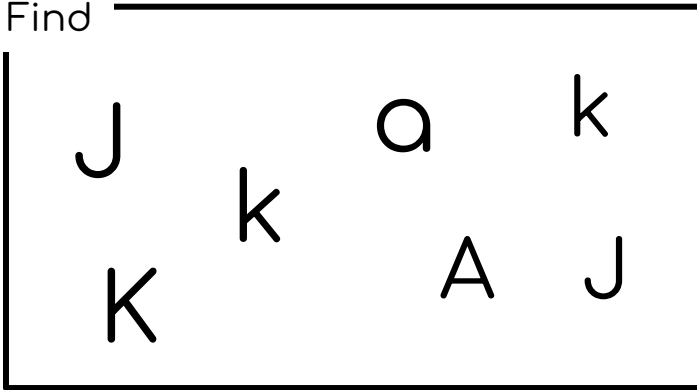
Trace it



Color it



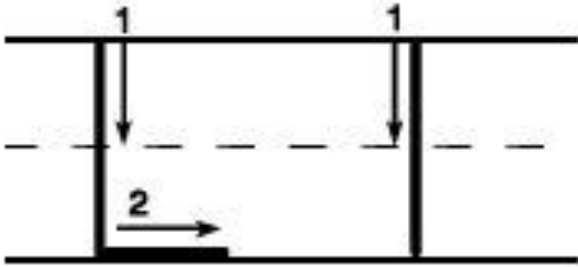
Find



G.A.T.E.S. 2 EDUCATION

The Letter Ll

Trace it with your finger



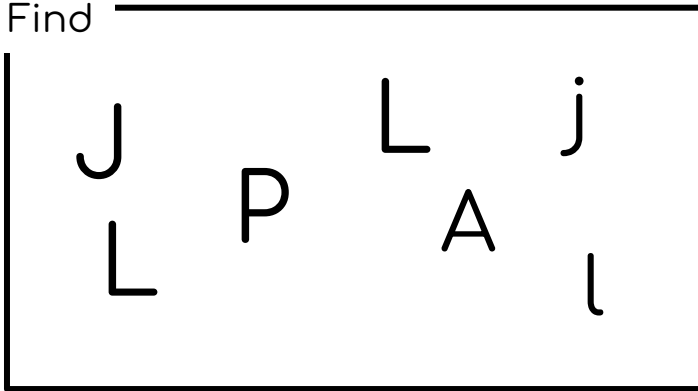


Color it



Lion


Find



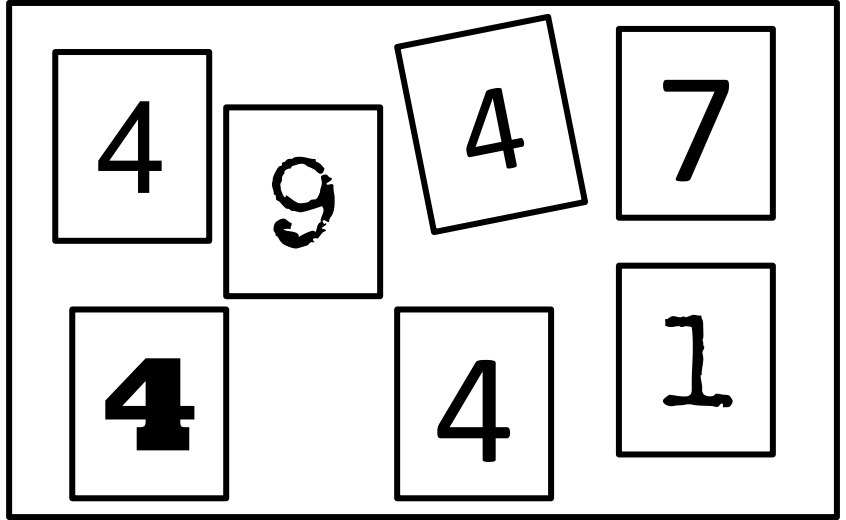
G.A.T.E.S. 2 EDUCATION

THE NUMBER 4 / Cuatro

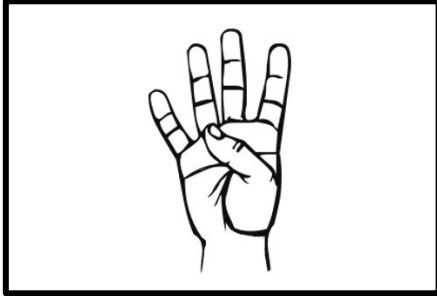
Color 4 Cupcakes:



Circle the Number 4:



Show 4 Fingers:



Trace to Connect the Number 4 to the Word Four



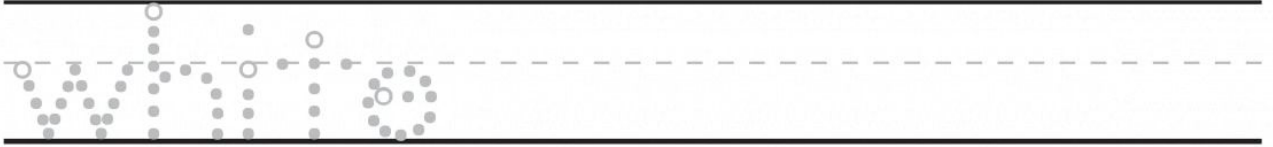
Trace the Number 4 and then Practice on Your Own!

Tracing practice for the number 4. The first row shows a large solid number 4 followed by four dashed number 4s with numbered arrows (1, 2, 3) indicating stroke order. Below this is a row with the text "Write the number." and a large solid number 4 on a set of three horizontal lines (top, middle dashed, bottom) for independent practice.


G.A.T.E.S. 2 EDUCATION

The Color WHITE

Trace the word WHITE and then write it on your own:



Color the things that are WHITE



Draw something else that is WHITE

Cut out the letters and paste to make the word WHITE



W

H

I

T

E







G.A.T.E.S. 2 EDUCATION

Fun with SNOWFLAKES

Matching!



Carefully, with a parent, cut out the snowflakes from the bottom of the page. Glue them with their match to make a pair.



G.A.T.E.S. 2 EDUCATION

Read with Me

The Chubby Snowman

The chubby little snowman
Had a carrot for a nose.
Along came a bunny
And what do you suppose?
That funny little bunny
Was looking for his lunch-
So he ate the snowman's
nose
Nibble, Nibble,
Crunch!

